



Phone: (330) 482-0078
 Email: info@waysidelawnstructures.com
 Website: www.waysidelawnstructures.com
 Location: 1112 State Route 14
 Columbiana, OH 44408

See us at Our Spring HBA Show at the Canfield Fairgrounds

See us at our Booth at the Canfield Fairgrounds at the Corner of Kohler & Green

Check with local schedule.



Scan to Request Info

Revised 12/2/2024

Custom Portable Log Cabin Prices



Revised 12/02/2024

2025


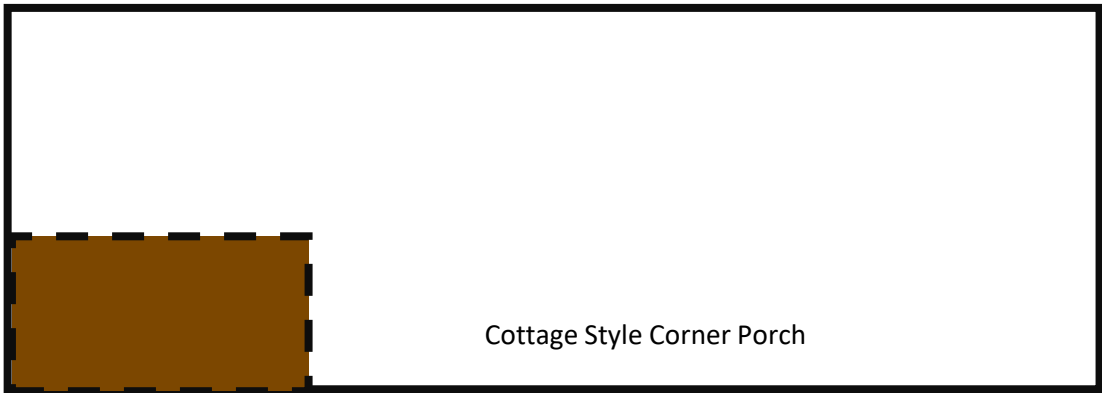



All Prices Subject to Change!
 All Changes to Order Subject to \$75
 Change Fee.

Lifeline Ultra-2 Colors



*Color chips are representative of color; number of coats and wood species may affect final color



Standard Features: 16 Rows (88" High) "D" Shaped Logs (Butt & Pass), 2" Treated Tongue & Groove Floor, Steel Entrance Door with Halfglass or Solid Wood Door, Loft above Optional "End" Porch, 30 Year Shingles or Steel Roof, Stained with Perma-Chink, Delivery within 20 Miles

If you will be having your cabin installed on a Platform Prep, Basement, Crawlspce, or Concrete Pad with Area dropped out - Add

\$1,143

Size	Hunter							Folddown Porch Roof - Add	6 Thermopane Windows - Add
	5/12 P			12/12 Pitch Roof					
	Basic	1" Insulation		Basic	1" Insulation				
	Vinyl Floor	Stained Floor		Vinyl Floor	Stained Floor				
10x10	7,657	8,443	8,586	14,800	15,729	15,871	1,600	3,214	
10x12	8,536	9,479	9,650	16,021	17,136	17,307	1,886		
10x14	9,414	10,514	10,714	17,243	18,543	18,743	2,171		
10x16	10,293	11,550	11,779	18,464	19,950	20,179	2,457		
10x18	11,247	12,661	12,919	19,761	21,433	21,690	2,743		
10x20	12,189	13,760	14,046	21,046	22,903	23,189	3,029		
10x22	13,400	15,129	15,443	22,600	24,643	24,957	3,314		
10x24	14,484	16,370	16,713	24,027	26,256	26,599	3,600		
10x26	15,573	17,616	17,987	25,459	27,873	28,244	3,886		
10x28	16,657	18,857	19,257	26,886	29,486	29,886	4,171		
10x30	17,791	20,149	20,577	28,363	31,149	31,577	4,457		
10x32	19,061	21,576	22,033	29,976	32,947	33,404	4,743		
10x34	20,187	22,859	23,344	31,444	34,601	35,087	5,029		
10x36	21,313	24,141	24,656	32,913	36,256	36,770	5,314		
12x14	11,660	12,980	13,220	19,969	21,529	21,769	2,171		
12x16	13,083	14,591	14,866	21,803	23,586	23,860	2,457		
12x18	14,506	16,203	16,511	23,637	25,643	25,951	2,743		
12x20	15,929	17,814	18,157	25,471	27,700	28,043	3,029		
12x22	17,540	19,614	19,991	27,494	29,946	30,323	3,314		
12x24	18,980	21,243	21,654	29,346	32,020	32,431	3,600		
12x26	20,420	22,871	23,317	31,197	34,094	34,540	3,886		
12x28	21,860	24,500	24,980	33,049	36,169	36,649	4,171		
12x30	23,506	26,334	26,849	35,106	38,449	38,963	4,457		
12x32	25,104	28,121	28,670	37,116	40,681	41,230	4,743		
12x34	26,556	29,761	30,344	38,979	42,767	43,350	5,029		
12x36	28,010	31,404	32,021	40,844	44,856	45,473	5,314		

After Order is placed there will be a \$75 per change fee.

Options

Hunter Options		Roof System - Continued	
Cottage Style (5x8 or 5x10 Porch)	780	Rough Cut Beams (5/12) - per Sq. Ft.	1.43
★ Additional Rows of Logs - per ft. Add	8.57	Rough Cut Beams (12/12) - per Sq. Ft.	2.86
Square Logs vs. Standard "D" Logs - per Ft.	1.07	★ Stained Pine Beams & Trim Package (5/12) - per Sq. Ft.	1.79
Pre-Cut Porch Floor Material - Treated - per Sq. Ft.	12.86	★ Pine Beams with Red Cedar Trim Package (5/12) - per Sq. Ft.	2.14
Screen Porch - per Sq. Ft.	26	★ Stained Pine Beams & Trim Package (12/12) - per Sq. Ft.	3.21
★ Cedar Porch Rail - Stained - per Ft.	86	Pine Beams with Red Cedar Trim Package (12/12) - per Sq. Ft.	3.57
4' Cedar Railing Post - Stained	50		
8' Cedar Railing Post - Stained	80		
Open Connector 6x10 Porch Roof & Floor	3,321		
Open Connector 8x10 Porch Roof & Floor	4,036		
Open Connector 10x10 Porch Roof & Floor	4,750		
No Porch - No Charge (All Lofts Additional)			
Cedar Porch Bench 40"	180	No Insulation with Vinyl Flooring - per Sq. Ft.	3.57
Stained Skirting Boards 1x8 Cedar - per Ft.	6.79	Insulated with Vinyl Flooring - per Sq. Ft.	5.00
★ Connector Cabin Adapter Gable	2357	Insulated with Stained Pine Floor - per Sq. Ft.	6.43
		Prep Stairway Opening	107
Roof System		Doors	
★ Textured Steel Vs. Standard Smooth Steel - per Sq. Ft.	1.79	★ Sliding Patio Door	2,213
Copper Steel Vs. Standard Smooth Steel - per Sq. Ft.	2.14	Full Glass Door Vs. Primed Halfglass Steel Door - Add	107
★ 12/12 Pitch Roof Material - per Sq. Ft. Add		Painted V. Primed Steel Entry Door - Add	200
8/12 Pitch Roof Vs. 12/12 Pitch (Same Price as 12/12)	17.14	★ Screen Door	450
10' Metal Snow Guard	29	★ Additional Entrance Door	1,250
Timber Frame Porch	806	Dead Bolt - ea.	96
Timber Frame Porch with Accent Stain	1071	Awning Over Entrance	393
8' Shed Dormer (No Windows 5/12 P) - per side	1,974	Double Door with Keyed Lock	520
8' Shed Dormer (No Windows 12/12 P) - per side	3,947		
Shed Dormer (No Windows) per Add. Ft.	211	Windows	
★ Hinged Porch Roof and Posts per Sq. Ft.	21.43	★ 30x41 Double Hung Thermopane (White or Clay)	536
★ 1" Styrofoam in 5/12 Pitch Roof - per Sq. Ft.	2.86	Single Pane Tempered	314
2 1/2" Styrofoam in 5/12 Pitch Roof - per Sq. Ft.	8.57	Single Pane Single Hung - Standard	269
★ 1" Styrofoam in 12/12 Pitch Roof - per Sq. Ft.	4.29	Casement Windows - Add to DH Thermo	307
2 1/2" Styrofoam in 12/12 Pitch Roof - per Sq. Ft.	10	Wood Shutters for Windows - ea.	154
Stove Pipe Installed 5/12 Pitch Roof	1,193	Gable Vents	54
Stove Pipe Installed 12/12 Pitch Roof	1,651	Skylight Window	1,203
		★ Trapezoid Thermopane Windows - Paired	1,869
		Opening for Customer to install own Window	93
		Window Awning - per Ft.	100

Ask About our Log Cabin Kits

Sizes up to 24'x40'

Built on Site is not available

Pre-Cut, Lettered, & Numbered

No Stain

Freight Available - Must have Forklift onsite to unload.

Check with your local Zoning or Building Departments for current codes.



★ North Carolina



★ North Carolina



★ North Carolina



★ North Carolina



★ Colorado



★ Colorado



★ Colorado



★ Colorado




★ Colorado



★ Colorado



★ Colorado



★ Colorado



★ Colorado



★ Colorado



★ Colorado



★ Colorado



★ Colorado



★ Colorado



★ Colorado



★ Colorado

Interior

10' to 12' Gable Walls Stained	400
Up to 24' Side Walls Stained	400
24' to 36' Side Walls Stained	471
★ Interior Walls - per Ft.	70
★ Enclose to Peak	183
★ Interior Hinged Door	450
Interior Door with Window	593
Pocket Door	699
Rolling barn Door with Soft Close	879
Sliding By-pass Door - per Set	821
★ Built in Bunks with Open Closet (Full Over Queen)	1,911
Bunk per platform	260
Free Standing Bunk Bed	1,003
★ Free Standing Full or Queen Bed	470
Secret Compartment in Bed...	231
★ Large Rolling Drawer - ea.	163
★ Interior Gloss Clear - per Sq. Ft.	5.71
Live Edge Pine Trim - per Window	47
Live Edge Pine Trim - per Door	61
Small 12" Interior Pine Railing - per Ft.	17
★ Small 12" Interior Pine Railing with Cedar Accents - per Ft	20
★ Wood Ceiling Bracket	71
High Back Chairs - ea.	293
Maple Top Table 30"x42"	421
Bar Stools - ea.	196
End Table	364
Flip Top Boot Bench - per Ft.	107
★ Coat Rack - per peg	14
Clothes Rod	46
★ Wall Backer - per Ft.	70
★ Additional Loft - per Sq. Ft. add	7
★ Ladder (Square Rung or Round)	136
★ Ladder Rack - ea.	40
6x24 Wall Shelf with Pine Face - ea.	46
6x24 Wall Shelf with Cedar Face - ea.	53
8x30 Wall Shelf with Pine Face - ea.	60
8x30 Wall Shelf with Cedar Face - ea.	69

Interior - Continued

12x36 Wall Shelf with Pine Face - ea.	137
★ 12x36 Wall Shelf with Cedar Face - ea.	158
Wall Mount Nightstand with Drawer	106
Cabinets	
Pine Linen/Pantry Cabinet with 4 Drawers	537
★ Cedar Faced Linen Cabinet with 4 Drawers	618
Upper Cabinets with Pine Facing - per Ft.	74
★ Upper Cabinets with Cedar Facing - per Ft.	85
Pine Base Cabinets with Formica - per Ft.	124
★ Cedar Faced Base Cabinets with Formica - per Ft.	143
Pine Base Cabinets with Maple Top - per Ft.	139
★ Cedar Faced Base Cabinets with Maple Top - per Ft.	160
★ "L" Shaped Countertop - per Corner	363
Pine Island with Formica Top - per Ft.	86
Cedar Faced Island with Formica Top - per Ft.	99
Pine Island with Maple Top - per Ft.	96
Cedar Faced Island with Maple Top - per Ft.	110
★ Drawers with Pine Face - ea.	60
Drawers with Cedar Face - ea.	69
★ Stack of 3 Drawers	180
Stack of 3 Drawers with Cedar Face	207
Pine Faced Medicine Cabinet with Mirror	176
★ Cedar Faced Medicine Cabinet with Mirror	202
Open Shelves - Per Ft.	26
Corner Shelves with Pine Face - ea.	46
★ Corner Shelves with Cedar Face - ea.	53
Corner Cabinet with Pine Face	223
★ Corner Cabinet with Cedar Face	256
★ Breaker Panel Cabinet	149
★ Instant Water Heater Cabinet	149
Electrical	
★ Rough in Electric - per Termination	54
★ Complete Electric with Plastic Plates - ea.	81
Finished Dryer Plug	93
★ Finished Range Plug	93
★ Range/Dryer Wire - per ft.	11
★ Complete Interior GFI outlet with Plastic Plate	127

Electrical - Continued	
★ Complete Exterior GFI Outlet with Cover	127
★ Exhaust Fan Light Combo	321
Exterior 100 AMP Breaker Panel	440
Interior 100 AMP Breaker Panel - 6 Space	511
Exterior 200 AMP Breaker Panel	526
★ Interior 200 AMP Breaker Panel	583
Cabinet Door Cover on Interior Panel	107

Plumbing	
32" Shower	1584
★ 36" Shower	1264
36"x60" Shower	1554
★ 36" Shower Door	737
★ Shower Faucet	207
Full Tub	1399
Nature's Head Composting Toilet	1663
★ Standard Toilet	464
Elevated Toilet	891
4 Gallon 120 Volt Water Heater	980
6 Gallon 120 Volt Water Heater	1123
20 Gallon 240 Volt Water Heater	980
Pedestal Vanity & Faucet	636
22"x37" Vanity & Faucet	911
★ 22"x25" Vanity & Faucet	707
22"x49" Vanity & Faucet	1386
★ Sink Faucet	283
★ Stainless Steel Twin Sink	320
Stainless Steel Single Sink	264
All Bronze Faucets - Add per Faucet	63
Laundry Washer Box	221
Frost Proof Exterior Faucet	94
Through Roof Bathroom Vent Pipe (5/12 Pitch)	257
★ Cold Waterline Hookup included with Fixture	71
★ Hot Waterline Hookup included with Fixture	71
★ Sink Drain with Trap included with Fixture	107
★ On Demand Eco Smart 27 Water Heater	1041

Plumbing - Continued	
★ Plumbing Package: Includes Shower with Head, Shower Door, Eco Smart 27 Instant Water Heater, Toilet, Waterline Hookups above the Floor, 22x25 Vanity with Sink Drain with Trap	5419

★ Customer's Favorites

Perma-Chink Exterior Stain (Ultra 2), Perma-Chink Exterior Clear Coat, Interior Clear Coat can all be purchased online at www.permachink.com





Cottage (5'x8' Porch)

Standard Features: 16 Rows (88" High) "D" Shaped Logs (Butt & Pass), 2" Treated Tongue & Groove Floor, Steel Entrance Door with Halfglass or Solid Wood Door, 5'x8' Corner Porch with Loft above Porch, 30 Year Shingles or Steel Roof, Stained with Perma-Chink, Delivery within 20 Miles

Size	5/12 P			6 Thermopane Windows - Add
	Basic	1" Insulation		
		Vinyl Floor	Stained Floor	
10x10	8,437	9,223	9,366	3,214
10x12	9,316	10,259	10,430	
10x14	10,194	11,294	11,494	
10x16	11,073	12,330	12,559	
10x18	12,027	13,441	13,699	
10x20	12,969	14,540	14,826	
10x22	14,180	15,909	16,223	
10x24	15,264	17,150	17,493	
10x26	16,353	18,396	18,767	
10x28	17,437	19,637	20,037	
10x30	18,571	20,929	21,357	
10x32	19,841	22,356	22,813	
10x34	20,967	23,639	24,124	
10x36	22,093	24,921	25,436	
12x14	12,440	13,760	14,000	
12x16	13,863	15,371	15,646	
12x18	15,286	16,983	17,291	
12x20	16,709	18,594	18,937	
12x22	18,320	20,394	20,771	
12x24	19,760	22,023	22,434	
12x26	21,200	23,651	24,097	
12x28	22,640	25,280	25,760	
12x30	24,286	27,114	27,629	
12x32	25,884	28,901	29,450	
12x34	27,336	30,541	31,124	
12x36	28,790	32,184	32,801	

If you will be having your cabin installed on a Platform Prep, Basement, Crawlpace, or Concrete Pad with Area dropped out - Add
\$1,143



After Order is placed there will be a \$75 per change fee.

Playhouses



Pioneer

Standard Features: "D" Shaped Logs (Butt & Pass), 2" Treated Tongue & Groove Floor, 1~Dutch Door, 1~Adult Door, 42" Loft with Ladder, 30 Year Shingles or Steel Roof, Stained with Perma-Chink, Delivery within 20 Miles - No Windows -

	Size	
	Basic	
11 Rows	10x8	6,334
	12x8	6,561
	12x10	7,107
	14x10	8,849
	16x10	9,746
	12x12	8,809
	12x14	9,796
14 Rows	12x16	10,720
	12x18	13,544
	12x20	14,520
	12x22	15,629
	12x24	17,010

Cottage Corner Porch

Standard Features: 14 Rows (77" High) "D" Shaped Logs (Butt & Pass), 2" Treated Tongue & Groove Floor, 1~Double Door, 1~Adult Door, Corner Porch, 30 Year Shingles or Steel Roof, Stained with Perma-Chink, Delivery within 20 Miles - No Windows -

Size		Basic
10x12		7,683
10x14		8,484
10x16		9,559
10x18		10,479

Bachelor

Standard Features: "D" Shaped Logs (Butt & Pass), 2" Treated Tongue & Groove Floor, 1~Dutch Door, 1~Adult Door, 42" Loft with Ladder, 30 Year Shingles or Steel Roof, Stained with Perma-Chink, Delivery within 20 Miles - No Windows -

	Size	
	Basic	
12 Rows	6x10	5,030
	6x12	5,314
	8x12	6,193
	8x14	7,099
	10x12	7,339
	10x14	8,154
	10x16	9,186

Trapper

Standard Features: "D" Shaped Logs (Butt & Pass), 2" Treated Tongue & Groove Floor, 1~Dutch Door, 1~Adult Door, 42" Loft with Ladder, 30 Year Shingles or Steel Roof, Stained with Perma-Chink, Delivery within 20 Miles - No Windows -

	Size	
	Basic	
12 Rows	6x8	5,016
	8x8	5,410
	8x10	6,020
	8x12	6,663

Playhouse Options	
Double Door with Keyed Lock	520
★ Interior Gloss Clear Coat - per Sq. Ft.	6
Extra Row of Logs - Per Ft.	9
★ Square Porch Railing - per section	104
★ Per Window	314
Mini Dormers on Pioneer, Bachelor, & Trapper - ea	961
No Stain	-6%
★ Complete Electric with Plastic Plates - ea.	81



After Order is placed there will be a \$75 per change fee.



Outhouse

Standard Features: "D" Shaped Logs (Butt & Pass), 2" Treated Tongue & Groove Floor, 1~Adult Door, Wooden Cavity (Needs Liner), 30 Year Shingles or Steel Roof, Stained with Perma-Chink, Delivery within 20 Miles

	Size	Basic
	4x4	3,279
	6x6	4,191



Breezewood

Screened in

Standard Features: 14 Rows (77" High) "D" Shaped Logs (Butt & Pass), 2" Treated Tongue & Groove Floor, Screened in, 1~Screen Door, 30 Year Shingles or Steel Roof, Stained with Perma-Chink, Delivery within 20 Miles

	Size	Basic
	10x12	7,901
	10x14	8,631
	10x16	9,607
	10x18	10,311
	10x20	11,284
	10x22	12,490
	10x24	13,549
	12x14	10,573
	12x16	11,844
	12x18	13,170
	12x20	14,399
	12x22	15,664
	12x24	17,010



Camper

Plexiglass Windows

Standard Features: 14 Rows (77" High) "D" Shaped Logs (Butt & Pass), 2" Treated Tongue & Groove Floor, 1~Double Door with Plexiglass Windows, 1~Adult Door, 39"x51" Windows, 30 Year Shingles or Steel Roof, Stained with Perma-Chink, Delivery within 20 Miles

	Size	Basic
	10x12	9,007
	10x14	9,924
	10x16	10,841
	10x18	11,821
	10x20	12,829
	10x22	14,111
	10x24	15,257
	10x26	16,401
	12x16	13,537
	12x18	14,909
	12x20	16,329
	12x22	17,780
	12x24	19,176
	12x26	20,544
	12x28	21,986
	12x30	23,679
	12x32	24,884



After Order is placed there will be a \$75 per change fee.

Hunter/Breezewood Connector

